




FP. 1
 $\frac{9}{16} \times 3\frac{1}{8}$ face
Richard Murray



FP. 2
 $\frac{3}{4} \times 4$ face
R. C. M.



FP. 3
 $\frac{3}{4} \times$ upto 9"



FP. 4
 $\frac{3}{4} \times 4$ face
North Balt. Cab.




FP. 5
 $\frac{3}{4} \times 2$ face



FP. 6
 $\frac{3}{4} \times \frac{3}{4}$
Design Form



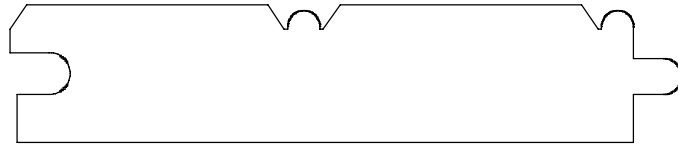
F. P7
 $\frac{1}{2} \times 2\frac{3}{4}$ face
Wolff W.W.



F. P8
 $\frac{1}{2} \times 3$
Bormer



F-P 13
1.0" x 0.5"
Mc Nerney




F-P 14
0.719" x 3.50"
Lidco



F-P 15
0.825" x 6.431"
Jim Beam



F-P 16
0.50" x 3.438"
Snyders



F-P 17
0.75" x up to 9"
Wolff


R. Thomas Frock, Inc.
2730 Loch Raven Rd.
Baltimore, MD 21218
P: (410) 243-9322 - F: (410) 889-2594
Wainscoting Pages



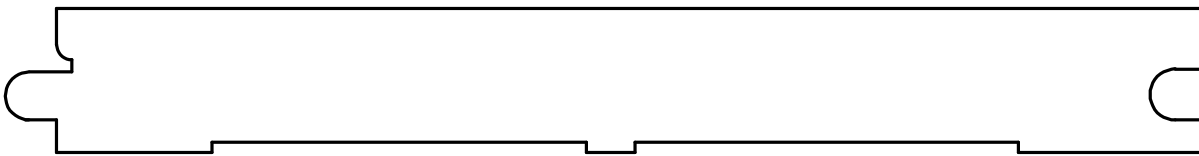
F-P 18
0.816" x up to 9"
Brillhart



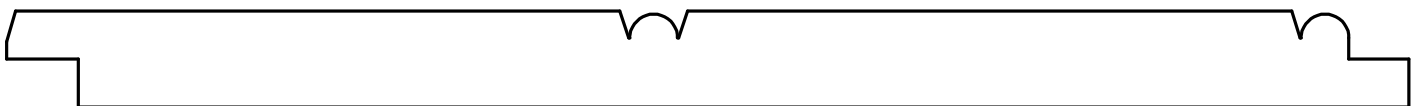
F-P 19
0.625" x 5.25"
Poole



F-P 20
0.791" x 2.723"
Chism



F-P 21
0.75" x up to 9"
Frock T&G



F-P 22
0.50" x 7.313"
CCI

R. Thomas Frock, Inc.
2730 Loch Raven Rd.
Baltimore, MD 21218
P: (410) 243-9322 - F: (410) 889-2594
Wainscoting Pages



F-P 23
0.375" x 3.439"
Brown Contracting




F-P 24
1.25" x 6.75"
Southern Pacific



F-P 25
0.75" x 4.75"
Second Empire

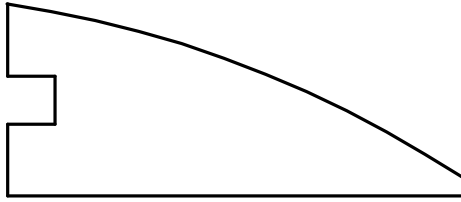


F-P 26
0.625" x 2.25"
Brown

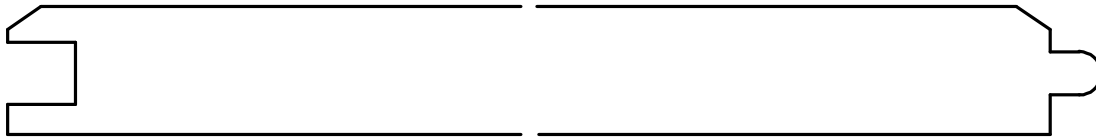


F-P 27
1.313" x 3.08"
Roland Slate

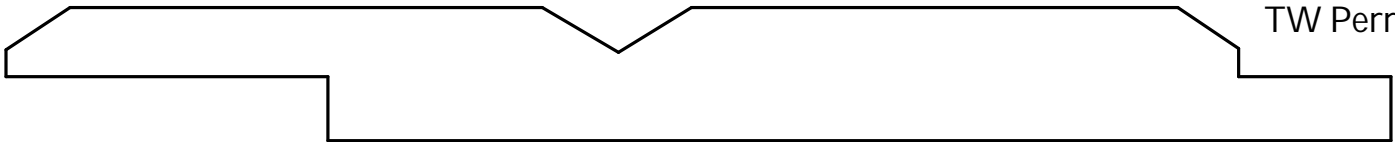
R. Thomas Frock, Inc.
2730 Loch Raven Rd.
Baltimore, MD 21218
P: (410) 243-9322 - F: (410) 889-2594
Wainscoting Pages




F-P 28
1.00" x 2.375"
TW Perry



F-P 29
0.667" x 7.081"
TW Perry



F-P 30
0.694" x 7.221"
TW Perry



F-P 31
0.76" x 5.828"
Shultz Sattler


R. Thomas Frock, Inc.
2730 Loch Raven Rd.
Baltimore, MD 21218
P: (410) 243-9322 - F: (410) 889-2594
Wainscoting Pages



F-P 32
0.776" x 5.00"
TW Perry



F-P 33
0.739" x 4.27"
Allan Tooling



F-P 34
1.466" x 3.218"
TW Perry



F-P 35
0.813" x 2.592"
Delbert Adams

R. Thomas Frock, Inc.
2730 Loch Raven Rd.
Baltimore, MD 21218
P: (410) 243-9322 - F: (410) 889-2594
Wainscoting Pages